



OvidSP

Transforming
Research into Results

Primal Pictures Anatomy and Physiology Online

- Put learning into perspective by rotating 3D models and adding or removing layers of anatomy
- Provide students hands-on online resources that complement in-class teaching methods
- Based on Human Anatomy and Physiology Society (HAPS) learning objectives
- Developed in consultation with expert anatomy and physiology educators

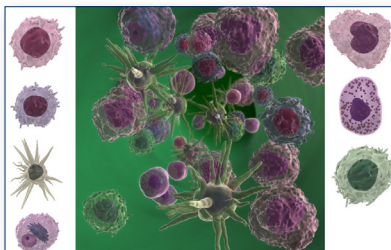
Bring life to the classroom with 3D anatomy resources from Ovid

Anatomy and Physiology Online (APO), a product developed by Primal Pictures, is designed to enhance anatomy and physiology curriculums.

With 19 body system modules – complete with clear 3D images, comprehensive text, clinical and case studies, learning objectives and quizzes – APO provides all of the online, supplemental material needed to support a 2-semester anatomy and physiology course. Users can interact with anatomy by peeling away layers, rotating models, and reconstructing layers back to their original structure.

Best of all, APO was designed to support learning objectives. Teaching tools enliven the classroom while supporting different learning styles. Guided-learning resources give students study material that continue their education outside of the classroom.

And because APO is now accessible on OvidSP, the leading information search, discovery, and management solution, you can offer all of your key information on one, easy-to-access platform.



Why Anatomy and Physiology Online?

- First Primal Pictures product to include physiology
- A suitable alternative when lab space is at a premium
- Free access to teaching material
- 19 body system modules – complete with clear 3D images and models
- Multimedia approach to learning - vodcasts, narrated animations and illustrations, pronunciation guides, dissection slides, and more
- 250+ clinical topics and case studies covering pathophysiology
- Comprehensive clinical information on causes (etiology), symptoms, diagnosis and treatment options.

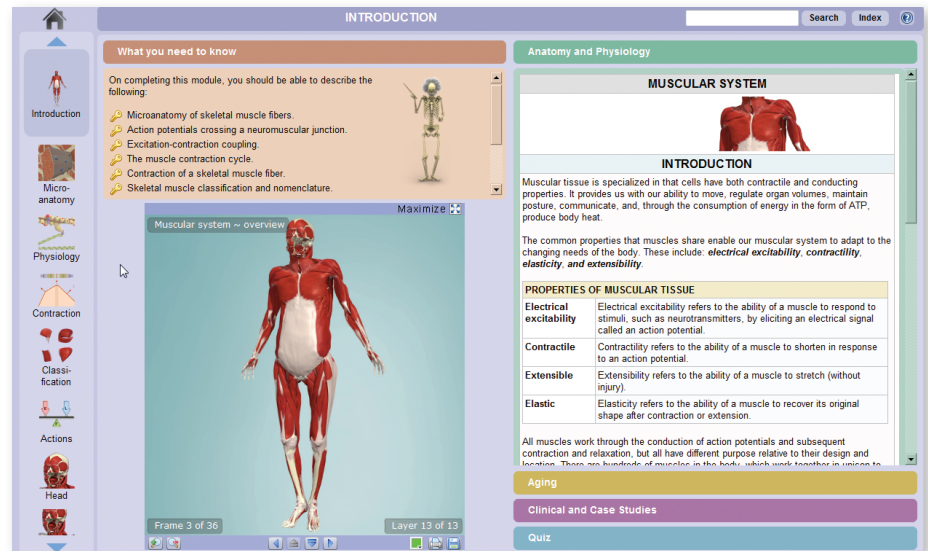
Ovid Worldwide Headquarters
 333 7th Avenue
 New York, NY 10001
 (646) 674-6300
 (800) 343-0064
 Email: sales@ovid.com

Additional sales offices are located in the following cities and countries:

- Alphen aan den Rijn, The Netherlands
- Beijing, China
- Berlin, Germany
- Bologna, Italy
- Hong Kong
- Kuala Lumpur, Malaysia
- London, UK
- Madrid, Spain
- New Delhi, India
- Norwood, MA, USA
- Paris, France
- Sandy, UT, USA
- Sofia, Bulgaria
- Stockholm, Sweden
- Sydney, Australia
- Tokyo, Japan
- Villa Alemana, Chile
- Warsaw, Poland

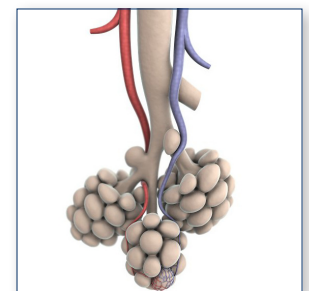
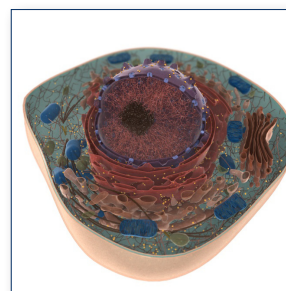
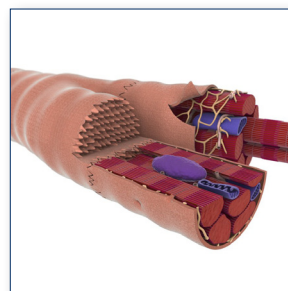
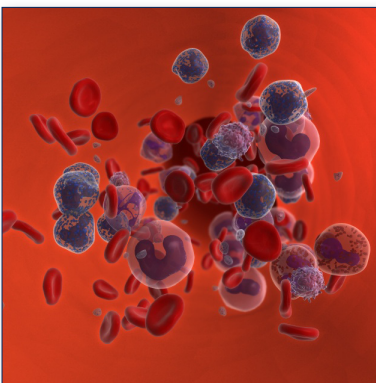
For complete contact and location information, visit www.ovid.com/contact

Anatomy and Physiology Online's Intuitive User Interface



Body System Modules

- Blood
- Body Plan & Organization
- Cardiovascular System
- Cell Biology
- Chemistry
- Digestive System
- Endocrine System
- Fluid, Electrolyte & Acid/Base Balance
- Histology
- Integumentary System
- Lymphatic System & Immunity
- Metabolism
- Muscular System
- Nervous System
- Reproductive System (Male and Female)
- Respiratory System
- Skeletal System
- Special Senses
- Urinary System



Learn more about Anatomy and Physiology Online and other Primal Pictures products from your Ovid Account Representative.



OvidSP

Transforming
Research into Results

Ovid Primal Pictures - Anatomy Premier Library Package PLUS

- A single package offering everything from systemic anatomy to regional anatomy and everything in between
- Access anatomy resources relevant to your specialty or subject area
- User-friendly interface allows full control over how users see, demonstrate and save anatomical views and structures
- Export and utilize content for presentations, study guides and training handouts
- Support your staff with translated modules in local language



The Only All-Access Pass to 3D Anatomy

From functional anatomy to radiology to neuroanatomy, offer researchers, professors and students an all-access pass to the most comprehensive anatomy information with Ovid's Primal Pictures - Anatomy Premier Library Package PLUS.

Provide your users a complete 3D image library with over 400,000 anatomical images and relevant clinical and research information. In addition, users will experience a new level of interactivity with the 3D Real-Time Viewer – a great complement to the Primal Pictures regional and systemic products.

The Benefits of Anatomy Premier Library Package PLUS

- No need to choose between systemic and regional anatomy—both are included
- 3D Real-Time viewer brings a new level of interactivity with anatomy
- Access to local language modules – Spanish, German and French
- Mimic exercise movements with Sports & Therapy titles such as Anatomy for Exercise, Pilates and Resistance Training
- Specialty titles include Otolaryngology, Speech Language Pathology, Pelvic Floor Disorders, Urology and many more
- Dentistry and Dental Hygiene bundle included at no additional cost

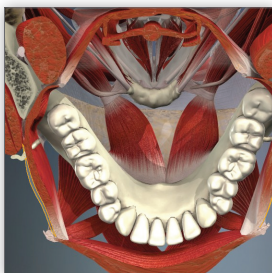
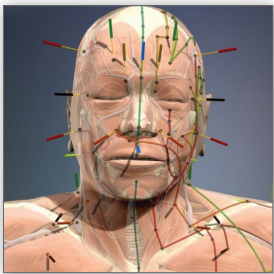
Ovid Worldwide Headquarters

333 7th Avenue
New York, NY 10001
(646) 674-6300
(800) 343-0064
Email: sales@ovid.com

Additional sales offices are located in the following cities and countries:

Alphen aan den Rijn, The Netherlands
Beijing, China
Berlin, Germany
Bologna, Italy
Hong Kong
Kuala Lumpur, Malaysia
London, UK
Madrid, Spain
New Delhi, India
Norwood, MA, USA
Paris, France
Sandy, UT, USA
Sofia, Bulgaria
Stockholm, Sweden
Sydney, Australia
Tokyo, Japan
Villa Alemana, Chile
Warsaw, Poland

For complete contact and location information, visit www.ovid.com/contact



Anatomy Premier Library Package PLUS

As the most comprehensive package in the Ovid Primal Pictures portfolio, this package provides users an all-access pass to the following modules:

Systemic Anatomy

Coverage of 9 body systems - 2500 anatomical structures, 3D views, and supporting text information.

Regional Anatomy

- Head & Neck
- Shoulder
- Thorax
- Hip
- Foot
- Spine
- Hand
- Pelvis
- Knee

Included: Essential Regional Anatomy, Regional Study Guide

3D Real-Time Viewer Regional Package

- Head
- Shoulder
- Thorax
- Female Pelvis
- Hip
- Foot
- Spine
- Hand
- Abdomen
- Male Pelvis
- Knee

Sports & Therapy

- Acupuncture
- Anatomy Trains
- Hand Therapy
- Resistance Training
- Sports Injuries: Knee
- Anatomy for Exercise
- Functional Anatomy
- Pilates
- Sports Injuries: Foot
- Sports Injuries: Shoulder

Surgery

- Axilla
- Knee Arthroplasty
- Podiatric Medicine
- Knee
- Hip Arthroplasty

Specialty Titles

- 3D Head: Basic Neuroanatomy
- 3D Head: Pediatric Comparisons
- 3D Real-time Dentistry
- Dental Hygiene **(NEW!)**
- Dentistry
- Otolaryngology **(NEW!)**
- Pelvic Floor Disorders
- Radiology: Thorax, Trunk
- Speech Language Pathology
- Spine: Chiropractic
- Urology

Ovid offers niche packages and customization options to better fit your institution's needs. To learn more about Primal Pictures offerings, contact your Ovid Representative or sales@ovid.com.